


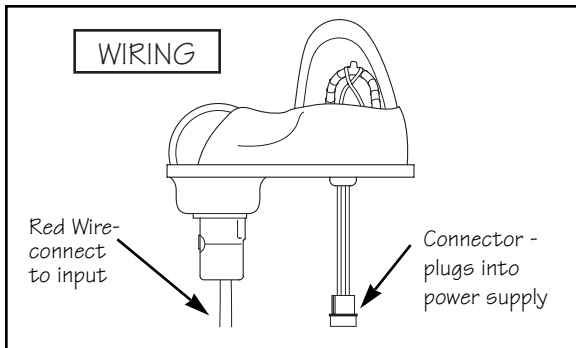
REMOTE NAV/STROBE LIGHT ASSEMBLY

KIT # 156-0039

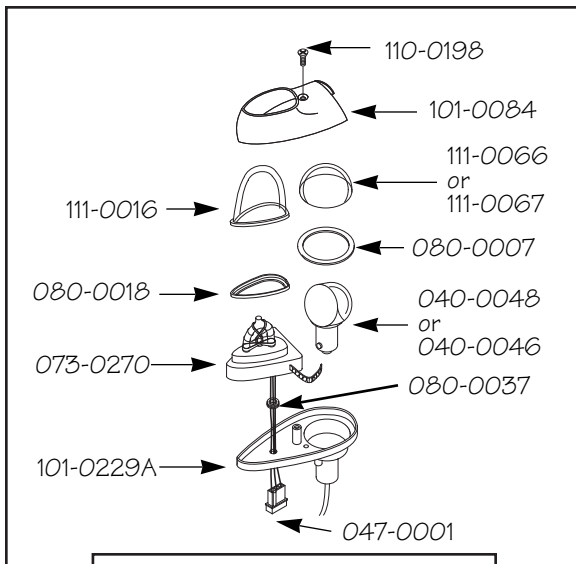
Specifications, Wiring & Spare Parts Guide



KIT CONTENTS



WIRING



SPARE PARTS

KIT CONTENTS

Qty	Description	Part No.	Weight Ea.
1	Red Lens Assembly	073-0530R	4 oz.
1	Green Lens Assembly	073-0530G	4 oz.

Dimensions for the Lamp Assembly:
 Housing 1.829" wide x 3.881" long.
 Height 2.268" (from bottom of housing to top of dome)

2	Power Supplies (Please specify):		
	12V Single Flash	152-0007	1.31 lbs.
	(1.8 amp draw each power supply)		
	28V Single Flash	152-0010	1.31 lbs.
	(1.5 amp draw each power supply)		

Specifications for the power supplies:
 Dimensions... 5 1/2" long x 3 11/16" wide x 2 1/2" high
 Output 10 Joule

2-STEP WIRING

(Refer to Diagram)

RED WIRE (NAV LAMP) The red wire connects directly to input. (Lamp is internally grounded to the case).

CONNECTOR Operates the strobe lamp. This plugs in directly to the Power Supply (Aeroflash model 152-0007 or 152-0010).

SPARE PARTS LISTING

(see Diagram)

Part No.	Description
111-0016 Glass Dome with EMI Coating
080-0018 Gasket, EMI Impregnated
073-0270 U-Type Flashtube Assembly
101-0229A Mounting Flange
047-0001 3-Pin Male Connector
080-0037 Grommet
040-0048 Nav Lamp 12V
040-0046 Nav Lamp 24V
080-0007 Rubber Gasket
111-0066 Nav Domes Red
111-0067 Nav Domes Green
101-0084 Cover, Strobe Lamp Wing Tip
110-0198 Screw 6-32 x 5/8 Phil (1)
*047-0008 1-Pin Male Connector
*047-0009 1-Pin Female Connector
*Not Shown	

Custom cable assemblies are available



Questions? Call us between 6:00 a.m. - 2:30 p.m. CST
 Technical Support . . . 1-312-733-3513 Ext. 121
 Sales 1-800-322-2052 Ext. 101 (Toll-free in the USA)
 1-312-733-3513 Ext. 101 (Local & Intern'l)